



MULTI VOLTAGE GLOW PLUG TESTER

MODEL NO: VS270

Thank you for purchasing a Sealey product. Manufactured to a high standard, this product will, if used according to these instructions, and properly maintained, give you years of trouble free performance.

IMPORTANT: PLEASE READ THESE INSTRUCTIONS CAREFULLY. NOTE THE SAFE OPERATIONAL REQUIREMENTS, WARNINGS & CAUTIONS. USE THE PRODUCT CORRECTLY AND WITH CARE FOR THE PURPOSE FOR WHICH IT IS INTENDED. FAILURE TO DO SO MAY CAUSE DAMAGE AND/OR PERSONAL INJURY AND WILL INVALIDATE THE WARRANTY. KEEP THESE INSTRUCTIONS SAFE FOR FUTURE USE.



Refer to instructions



Wear eye protection



Wear protective gloves

1. SAFETY

- WARNING!** Ensure Health and Safety, local authority and general workshop practice regulations are adhered to when using tools.
 - ✓ Maintain tester in good and clean condition for best and safest performance.
 - ✓ Wear approved eye protection. A full range of personal safety equipment is available from your Sealey stockist.
 - ✓ Wear suitable clothing to avoid snagging. **DO NOT** wear jewellery and tie back long hair.
 - ✓ Account for all tools and parts being used and **DO NOT** leave any in or near the engine.
 - ✗ **DO NOT** use tester if damaged.
 - ✓ Vehicle should be in a well ventilated area.
- IMPORTANT:** These instructions are provided as a guide only. Always refer to the vehicle manufacturer's service instructions, or a proprietary manual, to establish the current procedure and data.
- WARNING!** The warnings referred to in this guide cannot cover all possible conditions and situations that may occur. It must be understood that common sense and caution are factors which cannot be built into this product, but must be applied by the operator.

2. INTRODUCTION

Designed to test low voltage glow plug operation on modern diesel engines. Prevents glow plug damage caused by testing with the vehicle battery. Glow plugs can be tested whilst in situ. Supplied in storage case with instructions. Requires 9V battery (not supplied).



3. OPERATION

- 3.1. To fit the battery remove rubber case, the battery compartment is located on the base of back of the unit.
- 3.2. **MULTI VOLTAGE GLOW PLUG TESTER**
- 3.2.1. Many modern diesel engines have low voltage glow plugs fitted, this type of glow plug cannot be tested using the vehicle battery voltage as damage may occur.

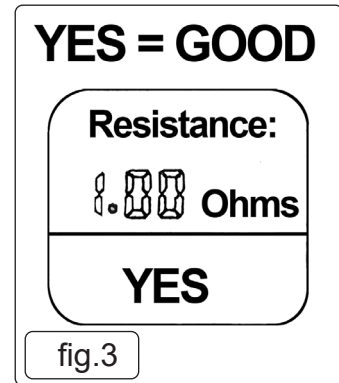
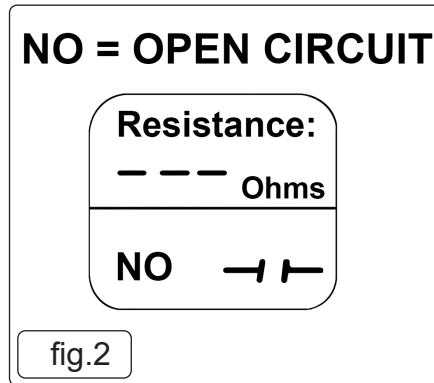
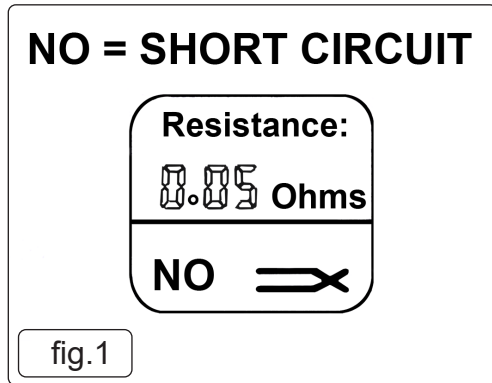
3.3. INITIALISATION

3.3.1. Before the tester is used for the first time, or if any other type of test probe is used than the one supplied, the device will need to be initialised as follows;

1. Fit the connection leads to the unit observing the polarity.(Remove dust caps and replace after use).
2. Connect the red probe to the black clip.
3. Press and hold the power button, the tester will count from 0 to 5, continue to hold until "Zero" is displayed.
4. The tester is now ready for use.

3.4. TESTING METHOD

1. Disconnect the electrical connection to the glow plug(s).
2. Connect the black earth lead to a clean ground connection on the vehicle.
3. Press the power button to switch on the tester.
4. Touch the red probe to the positive (+) terminal of the glow plug.
5. The tester will show the condition of the glow plug within a few seconds.



4. MAINTENANCE

- ✓ Keep tester clean and dry.
- ✗ **DO NOT** use if leads are damaged.
- ✓ Replace batteries as required.

Parts support is available for this product. Please email sales@sealey.co.uk or telephone 01284 757500



ENVIRONMENT PROTECTION

Recycle unwanted materials instead of disposing of them as waste. All tools, accessories and packaging should be sorted, taken to a recycling centre and disposed of in a manner which is compatible with the environment. When the product becomes completely unserviceable and requires disposal, drain any fluids (if applicable) into approved containers and dispose of the product and fluids according to local regulations.



WEEE REGULATIONS

Dispose of this product at the end of its working life in compliance with the EU Directive on Waste Electrical and Electronic Equipment (WEEE). When the product is no longer required, it must be disposed of in an environmentally protective way. Contact your local solid waste authority for recycling information.



BATTERY REMOVAL

Under the Waste Batteries and Accumulators Regulations 2009, Jack Sealey Ltd are required to inform potential purchasers of products containing batteries (as defined within these regulations), that they are registered with Valpak's registered compliance scheme. Jack Sealey Ltd Batteries Producer Registration Number (BPRN) is BPRN00705.

Note: It is our policy to continually improve products and as such we reserve the right to alter data, specifications and component parts without prior notice.

Important: No Liability is accepted for incorrect use of this product.

Warranty: Guarantee is 12 months from purchase date, proof of which is required for any claim.

Jack Sealey Ltd t/a Sealey Group, Kempson Way, Suffolk Business Park, Bury St Edmunds, Suffolk, IP32 7AR UK
Jack Sealey (EU) Ltd t/a Sealey Group, Farney Street, Carrickmacross, Co. Monaghan, A81 PK68 Ireland
Tel: 01284 757500 • **Email:** sales@sealey.co.uk • **Web:** www.sealey.co.uk